

SurGuard[®]3 Safety Hypodermic Needles and Syringes



- **Sharper**— Patients benefit from a more comfortable injection, as our needles are 10% sharper than the market leader and sharpest on average among major brands*
- **Safer**— Safety mechanism includes a lock for both the needle and the hub, and is designed to minimize the ability to be removed
- **Smarter**— Clinicians can choose how they activate the safety mechanism using their finger, thumb or hard surface as dictated by the clinical situation

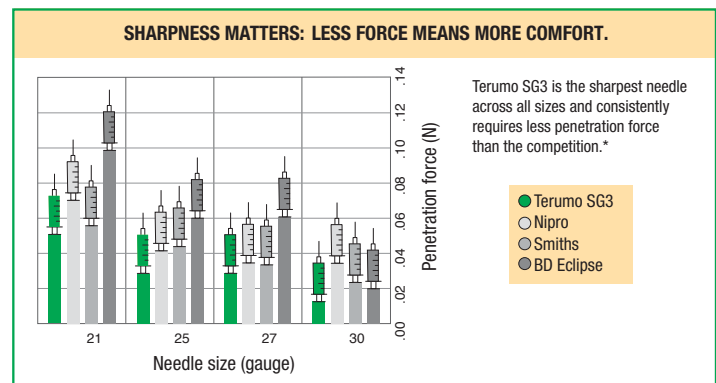
SurGuard[®]3 Safety Hypodermic Needle Packaging: 100/box, 8 boxes/case (800)

Product Code	Description
SG3-1825	18G x 1" needle
SG3-1838	18G x 1 ½" needle
SG3-2025	20G x 1" needle
SG3-2038	20G x 1 ½" needle
SG3-2051	20G x 2" needle
SG3-2125	21G x 1" needle
SG3-2138	21G x 1 ½" needle
SG3-2225	22G x 1" needle
SG3-2238	22G x 1 ½" needle
SG3-2325	23G x 1" needle
SG3-2338	23G x 1 ½" needle
SG3-2516	25G x ⅝" needle
SG3-2525	25G x 1" needle
SG3-2538	25G x 1 ½" needle
SG3-2713	27G x ½" needle
SG3-3013	30G x ½" needle

SurGuard[®]3 Hypodermic Syringes with Safety Needle Packaging: 100/box, 4 boxes/case (400)

Product Code	Description
SG3-01T2516	1CC Syringe with 25G x ⅝" needle
SG3-01T2713	1CC Syringe with 27G x ½" needle
SG3-03L2025	3CC Syringe with 20G x 1" needle
SG3-03L2038	3CC Syringe with 20G x 1 ½" needle
SG3-03L2125	3CC Syringe with 21G x 1" needle
SG3-03L2138	3CC Syringe with 21G x 1 ½" needle
SG3-03L2225	3CC Syringe with 22G x 1" needle
SG3-03L2238	3CC Syringe with 22G x 1 ½" needle
SG3-03L2325	3CC Syringe with 23G x 1" needle
SG3-03L2516	3CC Syringe with 25G x ⅝" needle
SG3-03L2525	3CC Syringe with 25G x 1" needle

Call your Terumo representative at:
1.800.888.3786 or visit www.TerumoTMP.com
and click on Find Your Local Terumo Rep.



SurGuard[®]3
SAFETY HYPODERMIC NEEDLE

A lot hinges on having the right needles.
That's why Terumo's SurGuard[®]3 offers
some very convincing benefits.

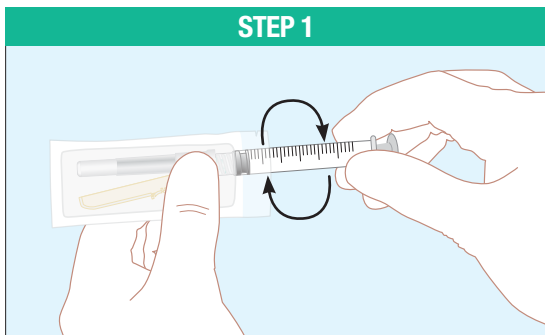
* Data on file.
These products have no components made of natural rubber latex.

SurGuard® 3 Safety Hypodermic Needle: Instructions For Use

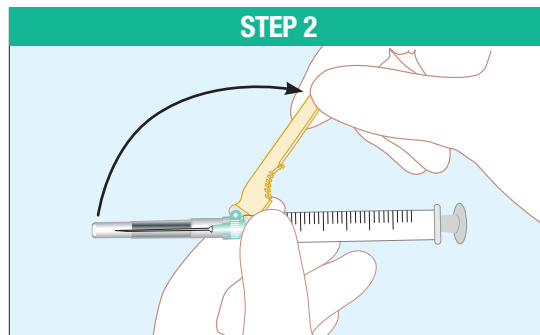
CE 0197

Based on IFU dated 6/2015 REV.1

The TERUMO® SurGuard® 3 SAFETY HYPODERMIC NEEDLE is intended for use in the aspiration and injection of fluids for medical purposes. The Terumo Safety Hypodermic Needle is compatible for use with standard luer slip and luer lock syringes. Additionally, after withdrawal of the needle from the body, the attached needle safety sheath can be manually activated to cover the needle immediately after use to minimize risk of accidental needlestick.

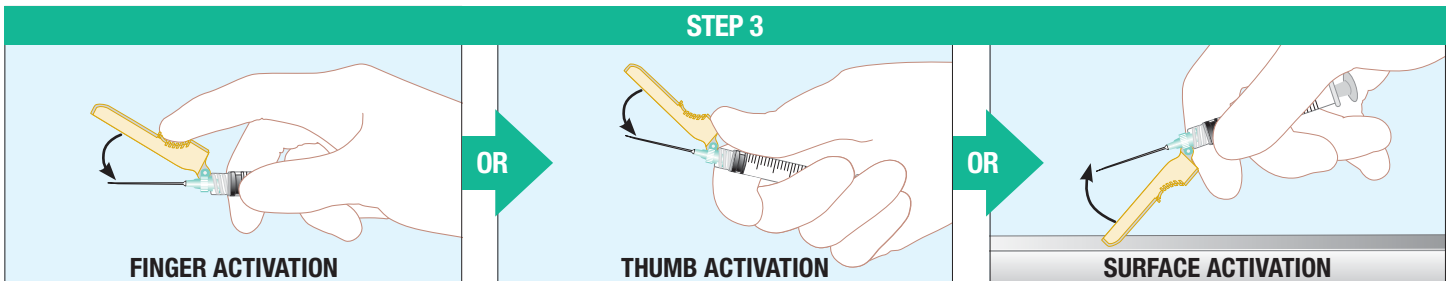


STEP 1. Tighten the syringe to the needle using aseptic technique. **Grip the base of the needle**, not the safety sheath, and turn the syringe clockwise.

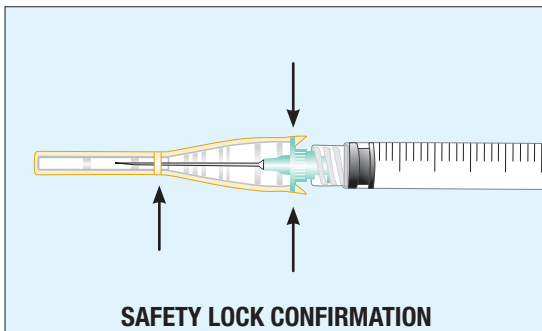


STEP 2. Move the safety sheath away from the needle and toward the syringe barrel **to the angle shown**, prior to removing the needle cap. Perform injection procedure according to established technique.

Note: The needle “bevel up” position is oriented to the position of the safety sheath.



STEP 3. After the injection procedure, use a one-handed technique to activate the safety mechanism using any of the three (3) methods illustrated above. (Activation is verified by an audible and/or tactile “click” and can be visually confirmed.)



STEP 4. Visually confirm that the safety sheath is fully engaged.

STEP 5

STEP 5. Dispose of used needles and materials following the policies and procedures of your facility as well as federal and local regulations for sharps disposal.

WARNINGS

- HANDLE WITH CARE TO AVOID NEEDLESTICKS.
- DO NOT REPLACE ORIGINAL NEEDLE COVER AFTER USE.
- USE ONCE AND DISCARD IMMEDIATELY IN ACCORDANCE WITH LOCAL SAFETY STANDARDS.

CAUTION

- If needle is bent or damaged, no attempt should be made to straighten needle or use the product.
- Do not attempt to deactivate the safety device by forcing the needle out of the safety sheath.
- For single use only. Do not reuse. Do not resterilize. Do not reprocess.

PRECAUTIONS

- Keep hands behind needle at all times during use and disposal.
- Observe Universal Precautions on ALL patients.
- Do not use if the unit package or product has been damaged or contaminated.
- Do not store at extreme temperature and humidity. Avoid direct sunlight.

RX ONLY. The advertisement is directed to physicians only, and not to consumers. Refer to product labels and packaging insert for complete warnings, precautions, potential complications, and instructions for use. Products may not have regulatory approval in all countries. Please contact your local sales representative if you have questions about the availability of products in your area.



TERUMO MEDICAL CORPORATION 265 Davidson Avenue Somerset NJ 08873 U.S.A.



Manufacturer TERUMO (PHILIPPINES) CORPORATION
124 EAST MAIN AVE., LAGUNA TECHNOPARK, BINAN, LAGUNA, PHILIPPINES
TERUMO EUROPE N.V., Interleuvenlaan 40, 3001 LEUVEN, BELGIUM

TERUMO, TERUMO and SurGuard are trademarks owned by Terumo Corporation, Tokyo, Japan, and they are registered with the U.S. Patent & Trademark Office. PM-06279